


**NEHRU COLLEGE OF ENGINEERING AND RESEARCH CENTRE, KERALA
BALANCE SHEET**


Particulars	Schedule	As at 31.03.2020	As at 31.03.2019
1 SOURCE OF FUNDS			
[1] <u>CAPITAL</u>			
(a) Capital	1	1,14,92,59,196	1,16,70,13,882
[2] <u>CURRENT LIABILITIES</u>			
(a) Sundry Creditors	2	22,49,942	36,16,148
(b) Other Liabilities	3	95,10,175	1,41,94,411
		1,17,60,117	1,78,10,559
Total		1,16,10,19,313	1,18,48,24,441
2 APPLICATION OF FUNDS			
[1] <u>FIXED ASSETS</u>	4	10,63,14,809	11,57,96,624
[2] <u>TRUST ACCOUNT</u>		1,04,73,36,858	1,05,62,39,673
[3] <u>CURRENT ASSETS & LOANS AND ADVANCES</u>			
(a) Sundry Debtors	5	32,52,753	68,01,546
(b) Cash & Bank Balances	6	15,14,086	34,95,878
(c) Deposits, Loans and Advances	7	26,00,807	24,90,720
		73,67,646	1,27,88,144
Total		1,16,10,19,313	1,18,48,24,441

As per our report of even date annexed
For Bindu Suresh Kumar & Associates
Chartered Accountants

For and on behalf of the Trust



B. Sureshkumar
Partner M.No: 055395


Managing Trustee




PRINCIPAL
Nehru College of
Engineering and Research Centre
Pampady Thiruvilwamala Thrissur Dt
Pin - 686 001 Kerala

Place: Coimbatore
Date : 18.11.2020


Trustee

NEHRU COLLEGE OF ENGINEERING AND RESEARCH CENTRE, KERALA
SCHEDULES ANNEXED TO BALANCE SHEET

Particulars	As at 31.03.2020	As at 31.03.2019
<u>Schedule - 1</u>		
<u>CAPITAL</u>		
(a) Opening balance	1,16,70,13,882	1,15,15,95,270
Add/Less : Excess of Expenditure Over Income	(1,77,54,686)	1,54,18,612
Total	1,14,92,59,196	1,16,70,13,882
<u>Schedule - 2</u>		
<u>SUNDRY CREDITORS</u>	22,49,942	36,16,148
<u>Schedule - 3</u>		
<u>OTHER LIABILITIES</u>		
(a) EPF Contribution Payable	2,61,180	2,71,220
(b) ESI Contribution Payable	45,752	82,650
(c) Salary Payable	26,73,347	37,78,666
(d) Electricity Payable	3,47,971	-
(e) Caution Deposit	60,59,125	95,06,325
(f) EMD & Retention	22,800	1,55,550
(g) Canteen Deposit	-	1,50,000
(h) Other Liabilities	1,00,000	2,50,000
Total	95,10,175	1,41,94,411
<u>Schedule - 4</u>		
<u>FIXED ASSETS</u>		
(a) Gross Block	11,83,33,379	12,84,91,532
Less : Depreciation	1,20,18,570	1,26,94,908
Total	10,63,14,809	11,57,96,624
<u>Schedule - 5</u>		
<u>SUNDRY DEBTORS</u>		
(a) Fees Recievable	32,52,753	67,99,062
(b) ATM DLB EB Recievable	-	2,484
Total	32,52,753	68,01,546



Ch
PRINCIPAL
Nehru College of
Engineering and Research Centre
Pampady, Thiruvilwamala, Thrissur Dt
Pin 680 597 Kerala

NEHRU COLLEGE OF ENGINEERING AND RESEARCH CENTRE, KERALA
SCHEDULES ANNEXED TO BALANCE SHEET


Particulars	As at 31.03.2020	As at 31.03.2019
<u>Schedule - 6</u>		
<u>CASH & BANK BALANCES</u>		
(a) Cash in Hand	51,736	6,47,158
<u>In Savings Account</u>		
(b) CSB Pampady	64,535	62,478
(c) Dhanlaxmi Bank-168727	2,52,192	1,10,551
<u>In Current Account</u>		
(d) State Bank Of India-Ottapalam,NSS	1,23,016	1,61,925
(e) State Bank Of India-Ottapalam	6,02,422	11,059
(f) State Bank Of India-Ottapalam[Sc/Oec]	1,41,812	21,02,589
(g) Syndicate Bank-Coimbatore	1,63,598	1,63,598
(h) SBI (AUE- Secretary) 479363	5,061	9,275
(i) State Bank Of India-329184	1,03,243	2,12,942
(j) State Bank Of India-NSS SFU -1	-	2,435
(k) State Bank Of India-NSS SFU -2	1,364	6,763
(l) South Indian Bank-Thirivilwamala-Anti Drug	5,108	5,108
Total	15,14,086	34,95,878

Schedule - 7

DEPOSITS, LOANS AND ADVANCES

(a) Rent Advance	28,000	28,000
(b) Prepaid Expenses	2,84,575	63,452
(c) Salary Advance	1,49,500	27,500
<u>Advances to Suppliers</u>		
(d) NSS Account	28,873	16,205
(e) Other Advances	12,69,329	15,15,033
<u>Security Deposit</u>		
(f) Gas Deposit	4,000	4,000
(g) HT Deposit	8,36,530	8,36,530
Total	26,00,807	24,90,720




PRINCIPAL
Nehru College of
Engineering and Research Centre
Pampady, Thiruvilwamala, Thiruvananthapuram Dt.
Pin - 680 597 Kerala

NEHRU COLLEGE OF ENGINEERING AND RESEARCH CENTRE, KERALA
SCHEDULES ANNEXED TO INCOME & EXPENDITURE

Particulars	Year ended 31.03.2020	Year ended 31.03.2019
<u>Schedule - 8</u>		
<u>OTHER INCOME</u>		
(a) Hostel Fee	43,95,048	59,73,069
(b) Bus Fee	88,74,060	1,21,78,358
(c) Technical Service	34,150	2,54,250
(d) Creditors Writtern Off	3,81,580	-
(e) Profit on sale of Assets	-	74,04,053
Total	1,36,84,838	2,58,09,730

Schedule - 9


<u>EMPLOYEES BENEFITS</u>		
(a) Salary	4,39,20,069	5,23,66,289
(b) EPF Contribution	13,14,227	14,51,747
(c) ESI Contribution	4,34,001	6,49,592
(d) Staff welfare Expenses	1,10,581	60,020
Total	4,57,78,878	5,45,27,648


Schedule - 10

<u>STUDENTS WELFARE</u>		
(a) Seminars and Festival Expenses	1,91,496	85,554
(b) Training Programme	4,93,915	2,08,550
(c) Students Transportation	89,03,657	1,02,93,822
(d) Mess Expenses	34,70,890	44,96,255
(e) Other Welfare Expenses	6,36,253	3,51,273
(f) Placement Expenses	52,319	43,980
(g) Nehru Vignjan Scholarship	12,51,200	5,25,000
(h) Sports Expenses	1,19,817	63,384
(i) Student Insurance	83,646	1,25,497
	1,52,03,193	1,61,93,315

Schedule - 11


<u>REPAIRS AND MAINTENANCE</u>		
(a) AMC Charges	2,31,434	1,29,874
(b) Garden Maintenance	5,79,286	8,44,675
(c) Vehicle Maintenance	2,95,778	2,06,409
(d) Other Maintenance	13,83,973	14,98,045
(e) Building Maintenance	38,52,224	26,70,807
(f) Computer Maintenance	1,90,092	4,12,935
(g) House Keeping	13,43,763	11,85,512
(h) Water Expenses	4,818	3,95,555
	78,81,368	73,43,812





PRINCIPAL
Nehru College of
Engineering and Research Centre
Pampady, Thiruvilwamala, Thrissur Dt
Pin - 680 597 Kerala

NEHRU COLLEGE OF ENGINEERING AND RESEARCH CENTRE, KERALA
SCHEDULES ANNEXED TO INCOME & EXPENDITURE

Particulars	Year ended 31.03.2020	Year ended 31.03.2019
<u>Schedule - 12</u>		
<u>POWER AND FUEL</u>		
(a) Generator Fuel Expenses	2,37,558	2,69,450
(b) HT Connection	19,81,832	16,18,121
	22,19,390	18,87,571
<u>Schedule - 13</u>		
<u>APPLICATION AND AFFILIATION FEE</u>		
(a) University Affiliation Fee	53,500	12,60,000
(b) AICTE Fee	2,45,000	4,50,000
	2,98,500	17,10,000
<u>Schedule - 14</u>		
<u>GENERAL EXPENSES</u>		
(a) Lab & Consumables	42,369	45,413
(b) Insurance Charges	4,73,450	4,32,924
(c) Office and Other Expenses	6,67,620	4,07,040
(d) Rent paid	26,84,304	28,78,707
(e) Travelling and Conveyance	4,14,259	5,54,080
(f) Security Charges	18,16,020	18,21,518
(g) Consultancy Charges	51,667	56,369
(h) Rates and Taxes	3,02,050	1,70,903
(i) ISO Expenses	16,520	71,980
(j) NAAC Accreditation Expenses	1,62,501	-
(k) Fees Writtern Off	20,10,066	-
(l) Interest Paid	-	4,22,169
Total	86,40,826	68,61,103
<u>Schedule - 15</u>		
<u>INTEREST AND BANK CHARGES</u>		
(a) Bank Charges	26,106	18,354
(b) Interest on Vehicle Loans	-	7,202
	26,106	25,557





PRINCIPAL
Nehru College of
Engineering and Research Centre
Pamapady, Thiruvilwamala, Thrissur Dt
Pin - 680 597 Kerala

NEHRU COLLEGE OF ENGINEERING AND RESEARCH CENTRE, KERALA
INCOME & EXPENDITURE ACCOUNT


Particulars	Schedule	Year Ended 31.03.2020	Year ended 31.03.2019
INCOME			
(a) Fees Received		6,36,83,668	9,45,29,160
(b) Other Income	8	1,36,84,838	2,58,09,730
(c) Interest Received		1,20,188	1,32,828
A Total Income (a+b+c)		7,74,88,694	12,04,71,718
EXPENSES			
(a) Employees Benefits	9	4,57,78,878	5,45,27,648
(b) Students Welfare	10	1,52,03,193	1,61,93,315
(c) Advertisement		5,71,033	7,25,942
(d) Repairs & Maintenance	11	78,81,368	73,43,812
(e) Printing and Stationery		7,92,324	6,78,622
(f) Power and Fuel	12	22,19,390	18,87,571
(g) Application and Affiliation Fees	13	2,98,500	17,10,000
(h) Communication Expenses		9,99,970	16,52,492
(i) Subscription and Periodicals		8,13,223	7,52,136
(j) General Expenses	14	86,40,826	68,61,103
(k) Interest and Bank Charges	15	26,106	25,557
(l) Depreciation		1,20,18,570	1,26,94,908
B Total Expenditure (a to l)		9,52,43,381	10,50,53,106
EXCESS OF EXPENDITURE OVER INCOME (A-B)		(1,77,54,686)	1,54,18,612

As per our report of even date annexed
For Bindu Suresh Kumar & Associates
Chartered Accountants

For and on behalf of the Trust



E.Sureshkumar
Partner M.No: 055395



Managing Trustee

Place: Coimbatore

PRINCIPAL
Nehru College of
Engineering and Research Centre
Pampady Thiruvilwamala, Thiruvananthapuram
Pin - 686 597 Kerala

Trustee

NEHRU COLLEGE OF ENGINEERING AND RESEARCH CENTRE
SCHEDULE - 4 - FIXED ASSETS AS ON 31.03.2020


ASSETS	WDV AS ON	ADDITIONS		DEDUCTIONS	TOTAL	RATE	DEPRECIATION			WDV AS ON
	01.04.2019	BEFORE SEP	AFTER SEP				UPTO SEP	AFTER SEP	TOTAL	31.03.2020
AND	38,67,480	-	-	-	38,67,480	0%	-	-	-	38,67,480
[A]	3867480	-	-	-	38,67,480	-	-	-	-	38,67,480
BUILDINGS										
BUILDING-NCERC	5,14,82,877	-	-	-	5,14,82,877	10%	51,48,288	-	51,48,288	4,63,34,589
BUILDING-NCERC-G.H	99,18,664	-	-	-	99,18,664	10%	9,91,866	-	9,91,866	89,26,798
LOAD	8,93,495	-	-	-	8,93,495	10%	89,350	-	89,350	8,04,145
[B]	62295036	0	0	0	62295036		6229504	0	6229504	5,60,65,532
AIR CONDITIONER	13,61,081	2,67,180	-	-	16,28,261	10%	1,62,826	-	1,62,826	14,65,435
BIOGAS PLANT	3,16,399	-	-	-	3,16,399	10%	31,640	-	31,640	2,84,759
CAMERA CCTV SYSTEMS	12,22,834	-	67,260	-	12,90,094	10%	1,22,283	3,363	1,25,646	11,64,448
CASH COUNTING MACHINE	40,028	-	-	-	40,028	10%	4,003	-	4,003	36,025
ELECTRICAL FITTINGS	26,21,850	-	-	-	26,21,850	10%	2,62,185	-	2,62,185	23,59,665
EPABX	6,48,616	-	-	-	6,48,616	10%	64,862	-	64,862	5,83,754
FIRE AND SAFETY EQUIPMENTS	99,910	6,36,794	-	-	7,36,704	10%	73,670	-	73,670	6,63,034
FURNITURE	1,04,64,477	-	45,494	-	1,05,09,971	10%	10,46,448	2,275	10,48,723	94,61,248
GAS FITTING	59,978	-	-	-	59,978	10%	5,998	-	5,998	53,980
LAB EQUIPMENTS	63,49,699	28,505	-	-	63,78,204	10%	6,37,820	-	6,37,820	57,40,384
LIBRARY BOOKS	1,21,04,504	-	1,75,142	-	1,22,79,646	10%	12,10,450	8,757	12,19,207	1,10,60,439
LIFT SYSTEM	2,62,699	-	-	-	2,62,699	10%	26,270	-	26,270	2,36,429
LED PROJECTOR	3,46,738	-	-	-	3,46,738	10%	34,674	-	34,674	3,12,064
OFFICE EQUIPMENTS	16,85,571	2,40,305	-	-	19,25,876	10%	1,92,588	-	1,92,588	17,33,288
OA SYSTEMS	61,256	-	-	-	61,256	10%	6,126	-	6,126	55,130
TRANSFORMER	1,59,920	-	-	-	1,59,920	10%	15,992	-	15,992	1,43,928
TV(LCD)	2,13,596	-	-	-	2,13,596	10%	21,360	-	21,360	1,92,236
WATER COOLER	2,62,214	55,000	-	-	3,17,214	10%	31,721	-	31,721	2,85,493
WATER PURIFIERS	1,96,221	-	-	-	1,96,221	10%	19,622	-	19,622	1,76,599
XEROX MACHINE	2,74,713	-	-	-	2,74,713	10%	27,471	-	27,471	2,47,242
WATER TREATMENT PLANT	50,65,558	-	-	-	50,65,558	10%	5,06,556	-	5,06,556	45,59,002
[C]	4,38,17,862	1,12,7,84	2,87,896	-	4,53,33,542		45,04,565	14,395	45,18,960	4,08,14,582
GENERATOR	8,44,500	-	-	-	8,44,500	5%	1,26,675	-	1,26,675	7,17,825
MACHINE AND TOOLS	5,88,944	-	-	-	5,88,944	5%	88,342	-	88,342	5,00,602



Nehru College of
Engineering and Research Centre
Thiruvilwamala Thiruvananthapuram
Pin - 580 597 Kerala

MOTOR VEHICLE	32,68,926	-	-	-	32,68,926	15%	4,90,339	-	4,90,339	27,78,587
PRINTER	1,14,693	-	10,800	-	1,25,493	15%	17,204	810	18,014	1,07,479
JPS	6,08,404	-	-	-	6,08,404	15%	91,261	-	91,261	5,17,143
[D]	54,25,467	-	10,800	-	54,36,267		8,13,821	810	8,14,631	46,21,636
COMPUTER	3,90,779	4,85,540	5,24,735	-	14,01,054	40%	3,50,528	1,04,947	4,55,475	9,45,579
[E]	3,90,779	4,85,540	5,24,735	-	14,01,054		3,50,528	1,04,947	4,55,475	9,45,579
TOTAL [A TO E]	11,57,96,624	17,13,324	8,23,431	-	11,83,33,379	-	1,18,98,418	1,20,152	1,20,18,570	10,63,14,809




PRINCIPAL
 Nehru College of
 Engineering and Research Centre
 Manipady Thiruvilwamala, Thiruvananthapuram Dt
 Pin 680 597 Kerala